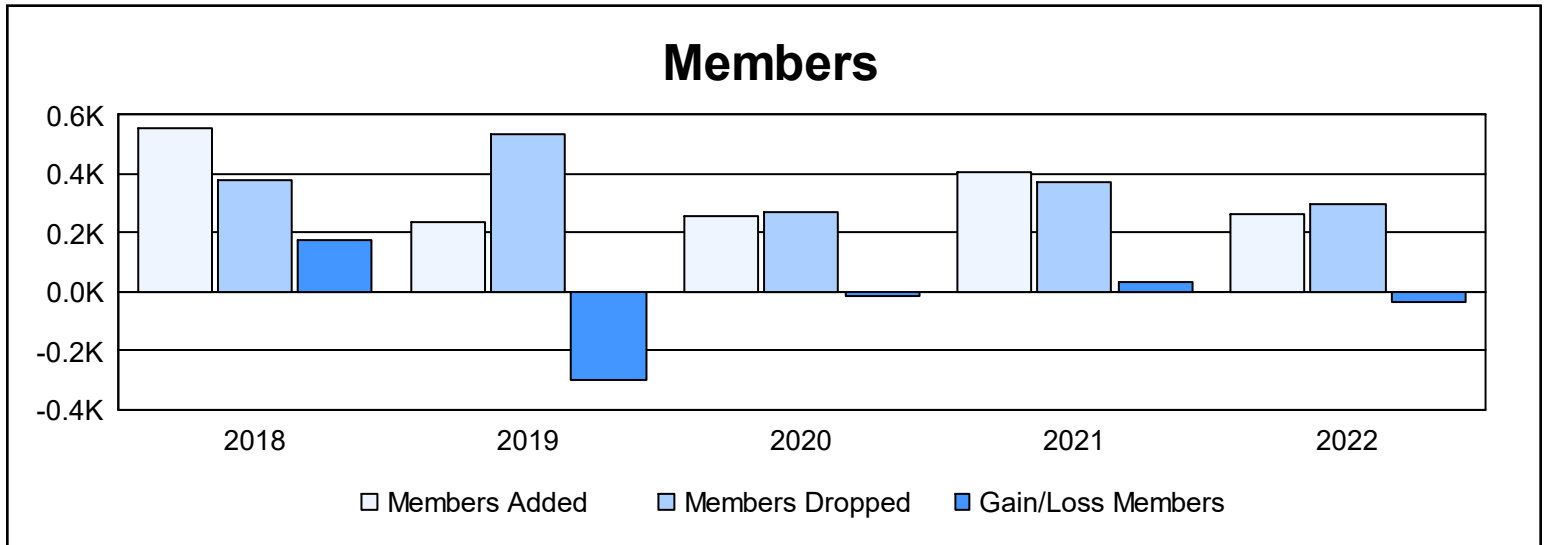
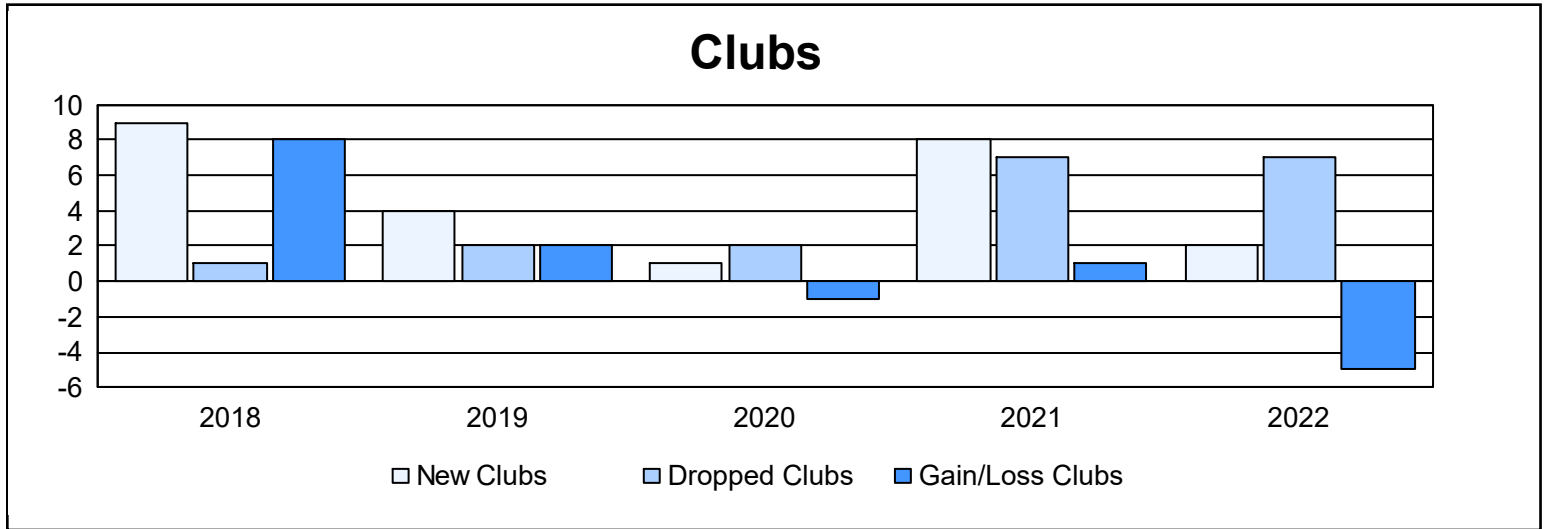
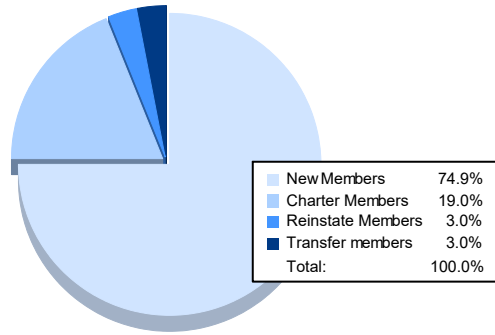


Year	New Clubs	Dropped Clubs	Gain/ Loss Clubs	New Members	Charter Members	Reinstate Members	Transfer Members	Total Member Added	Total Members Dropped	Gain/ Loss Members
2017-2018	9	1	8	277	223	28	25	553	377	176
2018-2019	4	2	2	106	109	11	11	237	533	-296
2019-2020	1	2	-1	171	49	15	19	254	268	-14
2020-2021	8	7	1	208	169	18	10	405	369	36
2021-2022	2	7	-5	197	50	8	8	263	295	-32
<b>Average</b>	<b>5</b>	<b>4</b>	<b>1</b>	<b>192</b>	<b>120</b>	<b>16</b>	<b>15</b>	<b>342</b>	<b>368</b>	<b>-26</b>



### Membership Composition June 2022 Cumulative



### Gender Composition June 2022 Cumulative

